

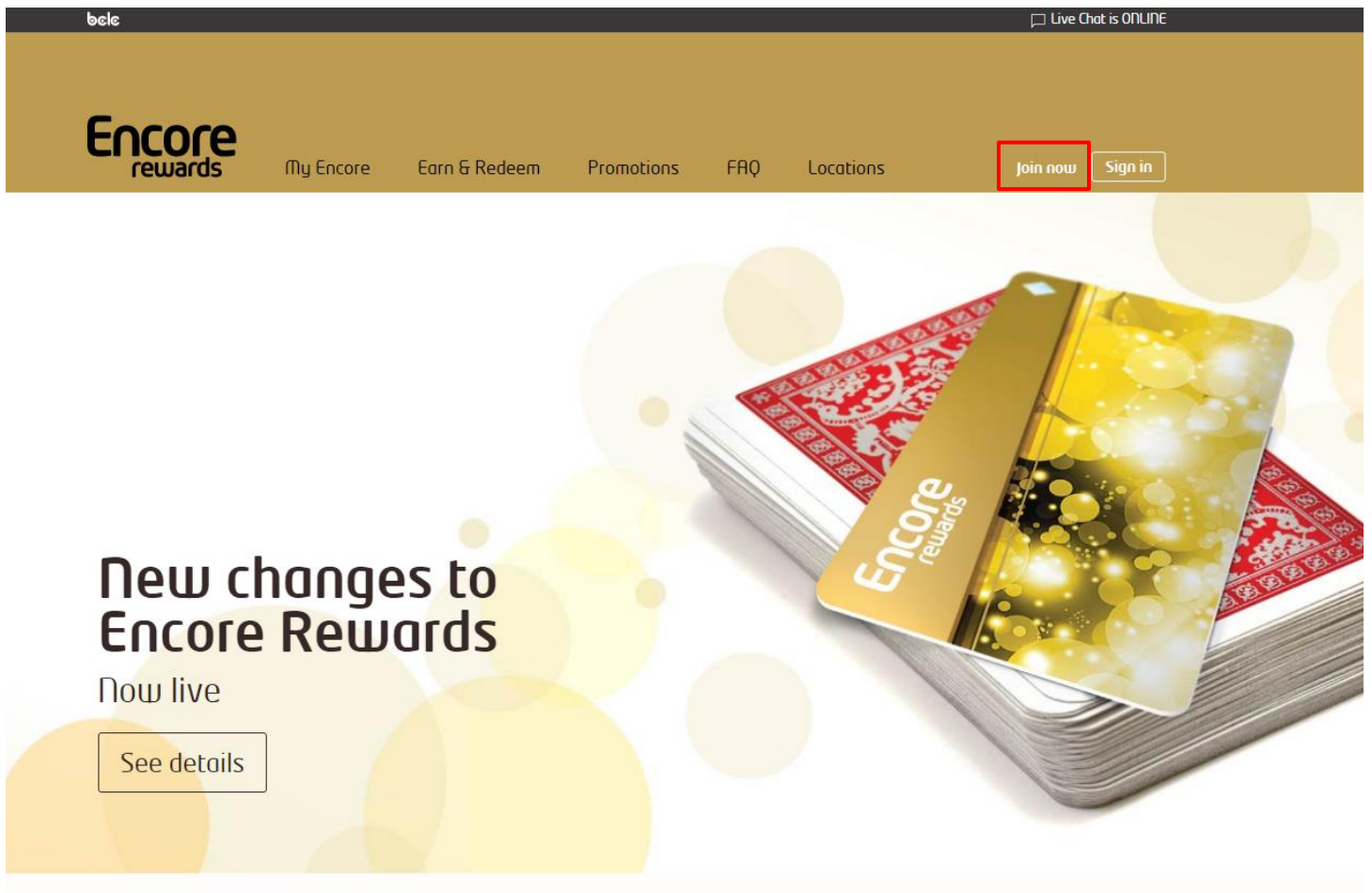
Encore Rewards Online

New Player Registration

Revision History

Date	Description	Author
July 18, 2017	First Draft.	Raymond Lee
July 20, 2017	Updated document name to New Player Registration. Changed bullet point format.	Raymond Lee
July 24, 2017	Minor formatting and wording changes.	Raymond Lee
July 26, 2017	Updated Step 1 to: top-right corner.	Raymond Lee

❖ Step 1: Click on JOIN NOW in the top-right corner of EncoreRewards.ca



The screenshot shows the top navigation bar of the Encore Rewards website. The 'bcl' logo is in the top left, and 'Live Chat is ONLINE' is in the top right. The main navigation menu includes 'My Encore', 'Earn & Redeem', 'Promotions', 'FAQ', and 'Locations'. The 'Join now' button is highlighted with a red box, and the 'Sign in' button is to its right. Below the navigation bar is a large banner with a stack of Encore Rewards cards. The top card is gold with a glowing bokeh effect, while the cards underneath have a red and white pattern. On the left side of the banner, the text reads 'New changes to Encore Rewards' in a large, bold font, followed by 'Now live' in a smaller font. A 'See details' button is positioned below this text.

bcl

Live Chat is ONLINE

Encore rewards

My Encore Earn & Redeem Promotions FAQ Locations

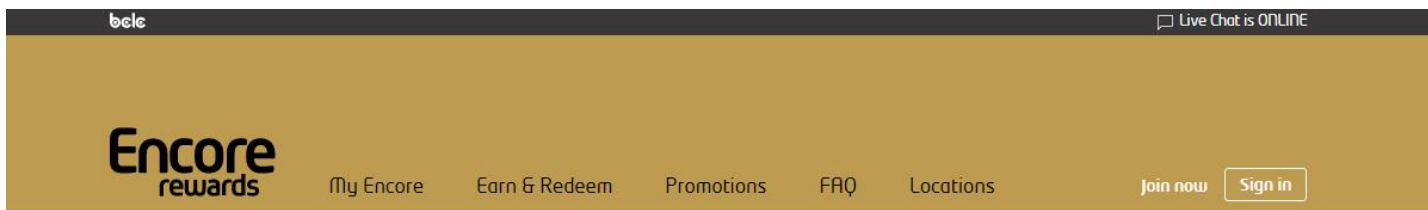
Join now Sign in

New changes to
Encore Rewards

Now live

See details

❖ Step 2: From the 'Join Now' page, click on REGISTER. This will open up the player registration form.



Join Now

Not an Encore Rewards Member yet?

Joining is easy. Fill in your information online and visit your local casino or Chances location in BC to pick up your Encore Rewards card.

[Register >](#)



Already an Encore Rewards Member?

Activate your Encore Rewards Online account to benefit from exclusive online offers, view upcoming contests, and check your Points and bonuses online.

[Register Online Account >](#)



How to earn points



Slots

1 point per \$1 in



ePoker

4 points per \$5 in



eBlackjack

1 point per \$5 in



eBaccarat

1 point per \$5 in



eRoulette

4 points per \$5 in

- ❖ Step 3: You are now at part one of the registration form. All fields are **mandatory** unless indicated otherwise. Please fill in your first name, last name and date of birth. Then click on NEXT.

Create your account

Becoming an Encore Rewards member is easy. Just complete this online application and head to guest services with a piece of government issued photo ID. All fields are required unless indicated.

Need help? [Contact us](#) >



2

3

About
You

Contact
Information

Account
Setup

First Name

Last Name

Name and birthday must match your government issued ID.

Date of Birth

Year <input type="text"/>	Month <input type="text"/>	Day <input type="text"/>
---------------------------	----------------------------	--------------------------

[Next >](#)

- ❖ Step 4: For part two of the registration, you will need to include all of your contact information and your preferred contact methods (ie. email, text messages, mail, etc). There is an address wizard on this page – the wizard may suggest a corrected version of your address, which you can accept or ignore.

Communication Preferences

Email Address

An email will be sent to you with a link to verify your email address.

Mobile Phone Number (optional)

Home Phone Number (optional)

- ❖ If you would like to hear about contests and special offers, you will need to indicate YES, SIGN ME UP and indicate which forms of communication you prefer. Ensure that your phone number for home or mobile is included if you want to receive calls or text messages. Click on NEXT to complete.

I'd like to hear about exclusive members-only offers and contests, info about new casino games and changes, and stay up to date on the Encore Rewards program. I can unsubscribe at any time.

Yes, sign me up

No thanks

I'd like to be contacted by *(select all that apply)*

Email

Mail to your home

Home phone

Home text

Mobile phone

Mobile text

If you selected phone or text, please provide the number above.

Back

Next >

- ❖ **Step 5:** For the final step of your online registration, you will need to create a secure password for signing into your online account. Please make sure your password **contains 8+ characters with letters, numbers, upper and lower case, and at least one special character**. You will also need to accept Terms & Conditions and the Privacy Notice.

Password

- × 8+ characters
- × Contains letters and numbers
- × Contains upper and lower case
- × Contains special characters (example: _ \$ &)

Confirm Password

- × Must match your password

By selecting the box below, I confirm and accept that:


1. I have read and agree to abide by the [Terms & Conditions](#).
2. I authorize BCLC and their respective service providers to use, access, disclose, and store my personal information inside and outside Canada for the purposes stated in the [Privacy Notice](#)

I confirm and accept the Terms & Conditions and Privacy Notice

⚠ **NOTE:** Once you have read through our Terms & Conditions and Privacy Notice, please check-mark the box [“I confirm and accept the Terms & Conditions and Privacy Notice”](#). Click on SUBMIT to complete your online registration.

- ❖ Step 6: You will see the confirmation screen below, and receive your confirmation email with an activation web link once your online registration is complete.

The screenshot shows the Encore Rewards website's registration confirmation page. At the top, there is a dark header with the 'bclc' logo on the left and 'Live Chat is ONLINE' on the right. Below this is a gold navigation bar containing the 'Encore rewards' logo, and links for 'My Encore', 'Earn & Redeem', 'Promotions', 'FAQ', 'Locations', 'Join now', and a 'Sign in' button. The main content area has a white background with the heading 'Confirm your online registration' and a person icon with a plus sign. Below the heading is the sub-heading 'You're almost finished!' and two paragraphs of text. The first paragraph explains the next steps: checking the inbox for a confirmation email, clicking the activation link, and visiting a local casino or Chances location in BC to verify identity and pick up the card. The second paragraph states that if the email is not received within 30 minutes, users should check their 'junk' or 'promotions' folders and contact BCLC Customer Support if needed. At the bottom, there is a dark footer with four columns of links: 'My Encore Rewards', 'Earn & Redeem', 'Promotions', 'FAQ', 'Locations', 'Contact Us', 'Terms & Conditions', 'Privacy', 'GameSense', 'Connect With Us', 'Follow Us', and 'Live Chat'. The 'Live Chat' section includes a chat icon and text indicating that a live chat window can be opened with a Customer Support team member. At the very bottom, there is a white banner with the text 'Know your limit, play within it. GameSense'.

Confirm your online registration 

You're almost finished!

Please check your inbox for a confirmation email, you will need to click on the activation link to complete your online registration. The final step is to visit your local casino or Chances location in BC to verify your identity and to pick up your Encore Rewards card. Once you pick up your card, you can login online anytime and start enjoying the benefits of membership.

If you do not receive your confirmation email within 30 minutes, please ensure that you check your "junk" or "promotions" folders. If you still have not received your email, please contact [BCLC Customer Support](#).

My Encore Rewards
My Encore Rewards
Earn & Redeem
Promotions
FAQ
Locations

Contact Us
Contact Us
Terms & Conditions
Privacy
GameSense

Connect With Us
casinos bc
PLAY NOW
Follow Us
f

Live Chat
Want to chat? You can open a live chat window with one of our Customer Support team members.
Live Chat is ONLINE >

Know your limit, play within it. GameSense

- ❖ Please click on the emailed web link to confirm and activate your online account.

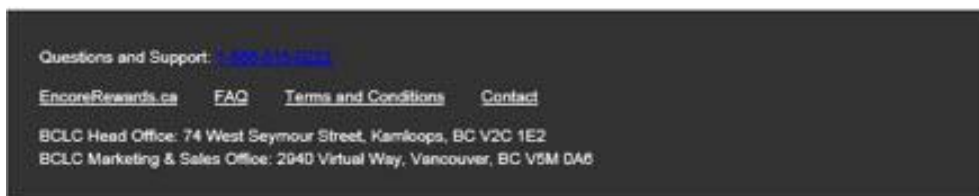


Hello JJ,

Click on the link below to activate your account:
<https://qa.encorerewards.ca/services/profile/activate?token=4AE5E5D1-858B-4C44-A53A-F89D517BF8F1>

Sincerely,

Encore Rewards



You've received this notification because you requested a change to your EncoreRewards.ca account. Replies to this email will not be received. If you didn't request this change, please contact BCLC Customer Support at 1 800 815 0222

- ❖ Step 7: You will see the following confirmation message in a new internet window when you click on the activation web link in your confirmation email. To set your PIN and receive your Encore Rewards card, simply visit your nearest casino or Chances location with a valid government issued ID.

Thank you for confirming your Encore Rewards online registration.
Before you can login online you'll need to complete and confirm your membership by visiting any BC Casino or Community Gaming Facility to verify your identity and pick up your membership card. Please note you will be asked to present government issued photo identification in person.